


HOW TO OPERATE THE TV







SWITCH TV ON/OFF 启动/关电视

Point and aim remote controller to the TV sensor.
把遥控器对准电视感应器

Press  and wait 5-10 secs.
按下按钮后请等五到十秒。

WATCH TV CHANNELS 观看电视节目

Once TV is switched on, you will see the Welcome Page. Press  once until the  icon on the TV screen is selected. Then press OK. You may also press   To select the menu that you would like to see. Then Press OK.

在电视屏幕上，在看到欢迎页时，寻找电视图标。

Press 按  OK

In the event the screen shows 'Room not checked-in', reset the electrical power in your room by removing the room keycard until power goes off. Re-insert keycard. Wait for the TV to initialise then proceed as usual.

如屏幕显示 'Room not checked-in'，请重新启动房间电源。把钥匙卡拔出，等电源切断后再插入。请耐心等待启动过程再照常运用。

Note: Please do not unplug any TV cables or plug in any cable/gadget/devices on your own as the hotel TV is locked and does not support external inputs.

注意：酒店电视系统以上锁，请勿拆除电缆或插入其他器件以避免电视故障。